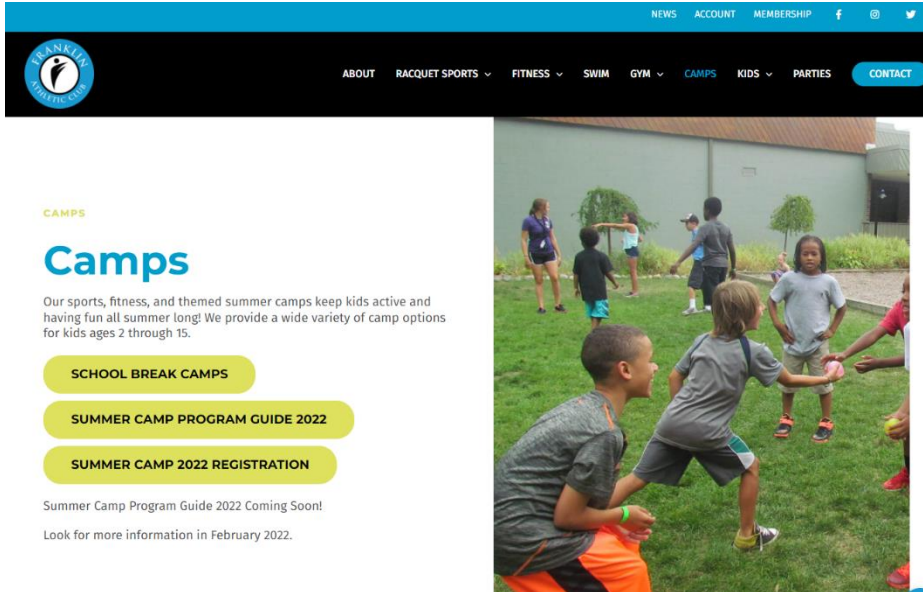
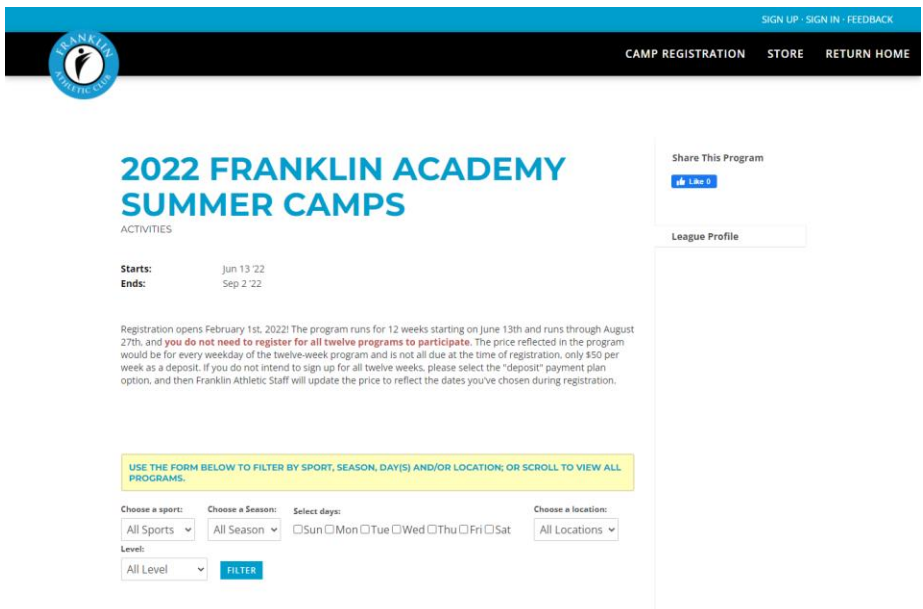


Step by Step Guide on How to register with League Apps

1. Please visit <https://franklinclub.com/camps/>

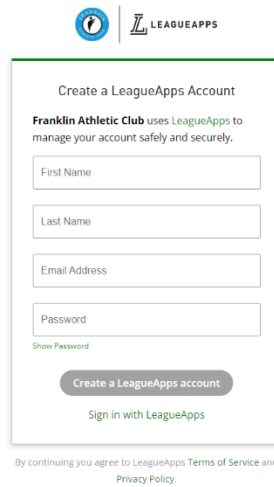


2. You can view the Summer Camp guide, or, if you're ready to register, you may click on the registration tab.
3. After clicking on the green registration tab, you'll be taken to our camp landing page as seen below.



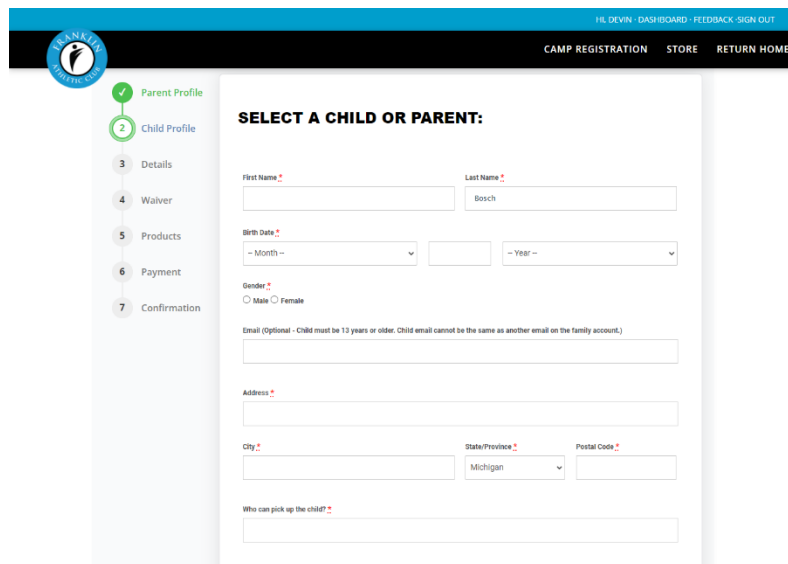
4. From here, you will scroll down and begin to register under the appropriate age group for your kid.

- Once you've clicked to register your child in the appropriate age group, you will be prompted to enter your information to sign up for League Apps. If you have used League Apps before, you may use your preexisting account.



The screenshot shows the LeagueApps account creation page. At the top, there are logos for Franklin Athletic Club and LeagueApps. The main heading is "Create a LeagueApps Account". Below this, a message states: "Franklin Athletic Club uses LeagueApps to manage your account safely and securely." The form contains four input fields: "First Name", "Last Name", "Email Address", and "Password". There is a "Show Password" link below the password field. A "Create a LeagueApps account" button is prominently displayed, with a "Sign in with LeagueApps" link below it. At the bottom, a small text line reads: "By continuing you agree to LeagueApps Terms of Service and Privacy Policy."

- After signing up for a League Apps Account, you will be prompted to enter your (parent) information, and the next step will be to enter information on your child. *Please make sure you enter any possible parent, or relative who is allowed to pick your child up throughout the summer in this step.*



The screenshot shows the "SELECT A CHILD OR PARENT:" registration form. At the top, there is a navigation bar with the Franklin Athletic Club logo and links for "HL DEVIN", "DASHBOARD", "FEEDBACK", and "SIGN OUT". Below the navigation bar are links for "CAMP REGISTRATION", "STORE", and "RETURN HOME". On the left side, there is a vertical sidebar with a progress indicator showing seven steps: 1. Parent Profile (checked), 2. Child Profile (active), 3. Details, 4. Waiver, 5. Products, 6. Payment, and 7. Confirmation. The main form area contains the following fields: "First Name" and "Last Name" (with "Bosch" pre-filled); "Birth Date" (with dropdowns for Month and Year); "Gender" (with radio buttons for Male and Female); "Email (Optional - Child must be 13 years or older. Child email cannot be the same as another email on the family account.)"; "Address"; "City", "State/Province" (with "Michigan" selected), and "Postal Code"; and "Who can pick up the child?".

- The next step will be to select your payment plan. You are only required to pay the initial deposit of \$50 plus processing fee.

HI, DEVIN · DASHBOARD · FEEDBACK · SIGN OUT

CAMP REGISTRATION STORE RETURN HOME

REGISTERING: TOMMY TEST BOSCH TEST -- INDIVIDUAL

Note: You must submit payment on the next step in order to confirm this registration. If you do not, your registration will NOT be confirmed.

REGISTRATION DETAILS

You must select a payment option.

Initial Deposit - Auto Pay Enrollment Required

- \$52.20 charged now includes \$2.20 Processing Fee

Total: **\$52.20**

12 Weeks Full Day - Auto Pay Enrollment Required

- \$626.40 charged now includes \$26.40 Processing Fee
- \$240.12 charged on Jun 6 '22 includes \$10.12 Processing Fee
- \$240.12 charged on Jun 13 '22 includes \$10.12 Processing Fee
- \$240.12 charged on Jun 20 '22 includes \$10.12 Processing Fee
- \$240.12 charged on Jun 27 '22 includes \$10.12 Processing Fee
- \$240.12 charged on Jul 4 '22 includes \$10.12 Processing Fee
- \$240.12 charged on Jul 11 '22 includes \$10.12 Processing Fee
- \$240.12 charged on Jul 18 '22 includes \$10.12 Processing Fee
- \$240.12 charged on Jul 25 '22 includes \$10.12 Processing Fee

LEAGUE NOTES:

Now accepting registrations!

Pee Wee
Activities: Any

Starts: Jun 13 '22
Ends: Sep 2 '22
Registration Dates: Starts Feb 1 '22 REGULAR

Minimum age: 3 years old
Maximum age: 4 years old
Age as of: Jun 6 '22

Individual Fees
REGULAR \$3360.00 + 4.4% Processing Fee
PAYMENT PLANS AVAILABLE

- After selecting your payment plan, and completing waivers, before you hit complete you can click 'Add another Registration'.

HI, DEVIN · DASHBOARD · FEEDBACK · SIGN OUT

CAMP REGISTRATION STORE RETURN HOME

REGISTRATION SUMMARY

GROUP ACCOUNT MEMBER	PROGRAM	REGISTRATION DETAILS
Tommy Test Bosch Test	2022 Summer PeeWee Camp Week 3 Mon,Tue,Wed,Thu,Fri 9:00AM to 4:00PM	Status: Spot Reserved Role: Individual Payment: \$0.00

Total amount due for all listed registrations: **\$0.00**

9. After selecting the child in which you wish to register, you can select 'Choose a different program'. From there you will be able to find your camp and select the other week(s) you are wishing to register for.

The screenshot shows a sidebar on the left with three steps: 'Parent Profile' (checked), 'Child Profile' (highlighted with a '2'), and 'Details' (highlighted with a '3'). The main content area is titled 'REGISTER FOR A PROGRAM' and contains two buttons: 'Choose a different program' and 'Choose a different person'.

The screenshot shows the 'REGISTER FOR A PROGRAM' page with the 'Details' step highlighted (numbered '3') in the sidebar. The main content area has a 'Choose a different person' button. Below it, there are several filters: 'TYPE' (League), 'Sport' (Activities), 'Level' (All Levels), 'Season' (-- Select Season --), 'Location' (-- Select Location --), and 'Select days' (checkboxes for Sun, Mon, Tue, Wed, Thu, Fri, Sat). A blue 'FILTER' button is located below the filters. Below the filters, there are three program cards: '2022 Franklin Summer Little League Camp', '2022 Franklin Summer PeeWee Camp', and '2022 Franklin Summer Varsity Camp', each with 'Activities' listed below the title.